

SWISS SOCIETY OF CYTOLOGY
Annual Meeting
26th and 27th October 2018 in Bern



Welcome



VENTANA DP 200 slide scanner

Fast and simple

High speed scanning with a no-touch start process and intuitive user interface

Robust and reliable

Automatic calibrations and built-in diagnostics produce high-quality images

Flexible and versatile

Designed and suitable for a variety of applications

- **High-quality images:** outstanding images for various tissue types, including challenging slides and frozen sections
- **DICOM compatibility:** provide a standardized output file format for interoperability with PACS servers
- **Color management:** ICC color profile applied to every scanned image
- **Dynamic focus:** tracks tissue depth in real-time and uses the data for high-resolution images
- **No slide handling:** the tray-based system to load slides for scanning eliminates slide handling errors and improves reliability

© 2018 Roche

Roche Diagnostics (Switzerland) Ltd · 6343 Rotkreuz · E-Mail info.rdch@roche.com · Phone +41 41 799 61 00
www.roche-diagnostics.ch

Dear colleagues, dear Cytology enthusiasts, dear sponsors,

We are delighted to welcome you to the 57th Annual Meeting of the Swiss Society of Cytology, which will take place in Bern this year.

Cytology is trendsetting – always. Cytology is THE partner both in gynecological as well as in extra-gynecological diagnostics in modern medicine with its ever-changing demands and in particular its increasingly specific and sensitive predictive and prognostic tests.

We hope that our program will give you an insight into a wide variety of our discipline's facets with exciting and new contributions and *hot topics*. In addition there will be several *tandem talks*, where cytopathologists report on everyday diagnostic challenges and innovative aspects of specimen work-up in collaboration with their clinical partners. This program would not have been possible without the enthusiasm of all speakers – a special thanks goes to all of them.

Since the introduction of the title *Expert in Cytodiagnostics with Federal Diploma* the idea of a joint teaching programme for future candidates of the federal exam has emerged. After the farewell lunch on Saturday a pilot project course on *Cytology of the Urinary Tract* with a theoretical and a microscopy part will be offered – we hope that this will be only the beginning of a successful federal teaching programme for the future of our profession.

What would cytology be without all the technical devices we use in our every day? We would like to encourage all participants to visit the sponsors' exhibitions to see the most recent technical developments for optimized patient care. We thank all our industry partners and sponsors without whom this meeting would not have been possible. We hope that our meeting will be a platform to get in touch with each other across the disciplines.


Finally, no meeting is complete without the possibility to socialize! We look forward to spending a relaxing evening with you on Friday night. We will take you up the *Gurten*, the local mountain of Bern, which offers a fascinating view of the city and its surroundings and – if the weather is on our side – a panoramic view of the Bernese Alps. An aperitif outdoors will be followed by a *mountain top* dinner and some fine entertainment.

We greatly look forward to welcoming you to Bern in October!

On behalf of the organizing committee,


Anja Schmitt
Conference President


Anne-Marie Moning
Conference Secretary



Program Friday, 26th October 2018

- 11:30 **Registration / Sponsors' Exhibition**
Mikroskopiehörsaal HS-Trakt
-
- 12:30 **Welcome**
Mikroskopiehörsaal HS-Trakt
-
- 12:35 **The 2017 Bethesda System for Reporting Thyroid Cytopathology**
M. Bongiovanni, Lausanne
-
- 13:00 **Tandem Talk**
Introduction of an Interdisciplinary Thyroid FNA Service – the Bern Experience
A. Schmitt, S. Bervini, K. Müller-Fischer, Bern
-
- 13:30 **Cytology of Lung Carcinoma**
M. Engels, Cologne
-
- 14:00 **Coffee / Sponsors' Exhibition**
-
- 14:30 **Keynote Lecture**
Robotic Telecytology for Remote Cytologic Evaluation
O. Lin, New York
-
- 15:15 **Quiz/Competition**
-
- 15:45 **Tandem Talk**
Workup of Cystic Lesions of the Pancreas – the Bern Experience
E. Hewer, T. Grob, R. Wiest, R. Tutuian, Bern, Solothurn
-
- 16:15–17:30 **Workshop 1: Lung Carcinoma**
M. Engels, Cologne
L241 L-Trakt
- Workshop 2: Cervical Glandular Lesions**
I. Raineri, Zurich
Mikroskopiehörsaal HS-Trakt
-
- 18:30 **Apéro and Dinner Kulturschür uptown, Gurten, Bern**

Program Saturday, 27th October 2018

- 07:30 **Registration / Sponsors' Exhibition / Coffee and Croissants**
-
- 08:30 **Tandem Talk**
Workup of Fresh Lymph Nodes – the Bern Experience
Y Banz, V. Bacher, Bern
-
- 09:00 **General Assembly**
Mikroskopiehörsaal HS-Trakt
-
- 10:00 **Coffee / Sponsors' Exhibition**
-
- 10:30 **Quiz Closure and Award Ceremony**
-
- 10:45 **Primary HPV Screening – Pros and Cons**
J. Obwegeser, Zurich, P. Pétignat, Geneva
Moderation *I. Raineri, Zurich*
-
- 11:45 **The 2018 Milan System for Reporting Salivary Gland Cytopathology**
M. Rössle
-
- 12:15–13:30 **Workshop 3: Cytology of Native Tissues**
E. Hewer, Bern
L241, L-Trakt
- Workshop 4: Salivary Gland Cytology**
M. Rössle
Mikroskopiehörsaal HS-Trakt
-
- 13:30 **Official End of Meeting / Sponsors' Exhibition Farewell Lunch**
-
- 14:00–16:00 **Teaching Course: Cytology of the Urinary Tract**
J. Rebetz and S. Savic, Basel

PapCone®

Schaumstoffspatelbürste für den zytologischen Abstrich



IHRE Vorteile:

- Simultane Entnahme von Zellen aus Endo- und Ektozervix
- Hohe Zellausbeute
- Monolayerartiger Ausstrich
- Hervorragend analysierbare Zellqualität
- Keine abstrichbedingten Blutbeimengungen
- Schmerzfrei für die Patientin
- Einfache Handhabung
- Auch für flüssigkeitsbasierte Zytologie geeignet

Otto Bock PUR Life Science GmbH

Max-Näder-Straße 15 · 37115 Duderstadt/Germany
T +49 (0) 5527 848-1729 · F +49 (0) 5527 848-1380
papcone@ottobock.de · www.papcone.de

best
in foam

Speakers

Vera Ulrike Bacher, MD

Department of Hematology,
Insel University Hospital, Bern
veraulrike.bacher@insel.ch

Yara Banz, MD PhD

Institute of Pathology, University of Bern
yara.banz@pathology.unibe.ch

Sandrina Bervini, MD

Department of Endocrinology and
Diabetology, Insel University Hospital, Bern
sandrina.bervini@insel.ch

Massimo Bongiovanni, MD

Institute of Pathology,
University Hospital Lausanne
massimo.bongiovanni@chuv.ch

Marianne Engels, MD

Institute of Pathology,
University Hospital Cologne, Germany
marianne.engels@uk-koeln.de

Tobias Grob, MD PhD

Institute of Pathology, University of Bern
tobias.grob@pathology.unibe.ch

Ekkehard Hewer, MD

Institute of Pathology, University of Bern
ekkehard.hewer@pathology.unibe.ch

Oscar Lin, MD

Department of Pathology, Memorial Sloan
Kettering Cancer Center, New York, USA
lino@MSKCC.org

Katja Müller-Fischer, MD

Department of Endocrinology and
Diabetology, Insel University Hospital, Bern
katja.mueller-fischer@insel.ch

Jörg Obwegeser, MD

Laboratory for Gynecological Cytology,
Zurich
joergobwegeser@gmail.com

Patrick Petignat, MD

Department of Gynecology and Obstetrics,
University Hospital Geneva
patrick.petignat@hcuge.ch

Ines Raineri, MD

medica pathology institute, Zurich
i.raineri@medica.ch

Matthias Rössle, MD

matthias.roessle@uzh.ch

Julien Rebetez

Institute of Pathology,
University Hospital Basel
julien.rebetez@usb.ch

Anja Schmitt, MD

Institute of Pathology,
University of Bern
anja.schmitt@pathology.unibe.ch

Spasenija Savic, MD

Institute of Pathology,
University Hospital Basel
spasenija.savicprince@usb.ch

Radu Tutuian, MD

Department of Gastroenterology and
Hepatology, Bürgerspital Solothurn
gastro.so@spital.so.ch

Reiner Wiest, MD

Department of Gastroenterology,
Insel University Hospital, Bern
reiner.wiest@insel.ch

General Information

Conference Office

57th Annual Meeting of the SSC
Anne-Marie Moning
Murtenstrasse 31
3008 Bern
SGZ_annualmeeting2018@pathology.unibe.ch

Accommodation

booking code «SSC-Meeting 2018»

THE BRISTOL
Schauplatzgasse 10
3011 Bern
www.thebristol-bern.ch

Smart Room CHF 206.– per night
Business Room CHF 225.– per night
reservation until August 20th 2018

HOTEL SAVOY
Neuengasse 26
3011 Bern
www.hotelsavoybern.ch

CHF 205.– per night
reservation until September 28th 2018

Conference Venue

Langhans Building
Microscopy Lecture Hall
Murtenstrasse 31
3008 Bern

Social Evening

Kulturschür UPtown
Gurtenweg 3084
3084 Bern

Bus 11 (direction *Neufeld*) to *Hirschengraben*, change to tram 9 (direction *Wabern*) to *Gurtenbahn* and follow signposting *Gurtenbahn*; tickets for the *Gurtenbahn* funicular will be provided at the valley station (GA, Liberoabo and Bern Ticket holders will not need a ticket).

Conference Language

The official conference language is English

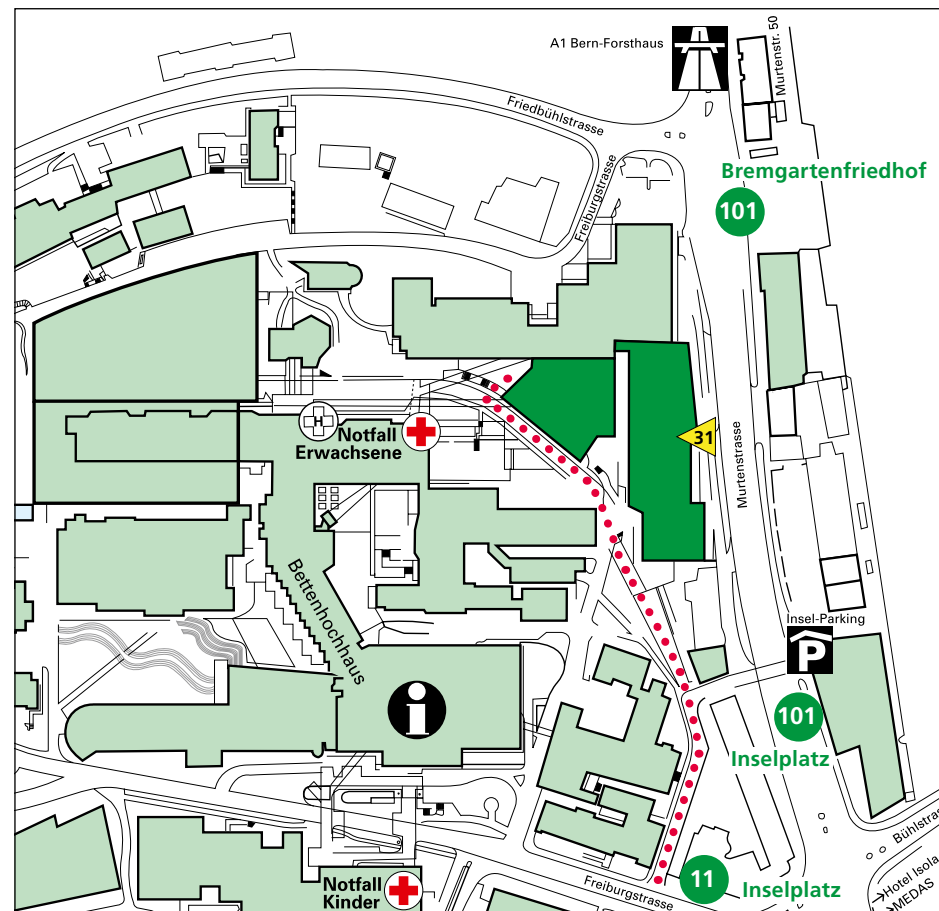
Credits SGPath

Friday 5 credits, Saturday 5 credits

Credits IAC

Friday 5 credits, Saturday 5 credits

Location Plan



Journey

Public transport (recommended): from Bern main station Bus 11 (direction *Holligen*) to *Inselplatz*, on site, please follow the path marked in red on the location plan

Car: there is only limited on-site parking at the venue (*Inselparking*, Murtenstrasse 10, 3010 Bern)

New HPV Real-time PCR Assays

provide "Accurate & Comprehensive Information" of infected HPV

- ✔ Genotype
- ✔ Semi-Quantitative result
- ✔ Persistence or Clearance of infected HPV

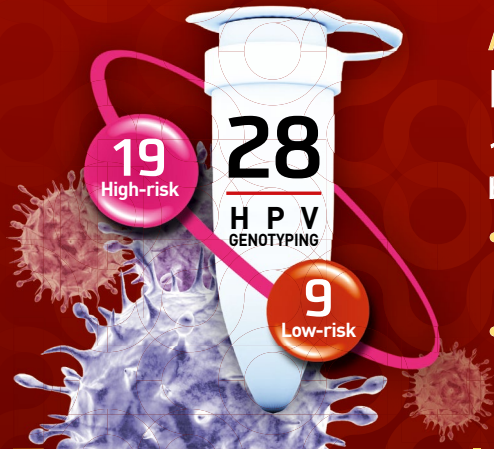


Anyplex™ II HPV HR Detection HPV Screening

14 High-risk by Real-time PCR

- 14 High-risk HPVs
16, 18, 31, 33, 35, 39, 45, 51, 52, 56,
58, 59, 66, 68

- ✔ Clinically validated
assay for primary cervical
cancer screening



Anyplex™ II HPV28 Detection HPV Genotyping

19 High-risk & 9 Low-risk HPVs
by Real-time PCR

- 19 High-risk HPVs
16, 18, 26, 31, 33, 35, 39, 45, 51, 52, 53,
56, 58, 59, 66, 68, 69, 73, 82
- 9 Low-risk HPVs
6, 11, 40, 42, 43, 44, 54, 61, 70



Join us at our gala dinner at the
Kulturschür UPtown Gurten
with surprise entertainment

- | | |
|--------------------|---------------------------------------------------------------------------------------------------------------------------------------------------------------------------------------------------------------------------------------------------------------|
| 6:30 p.m. Aperitif | Fresh bread, air-dried bacon, traditional sliced cheese and beer |
| 7:15 p.m. Dinner | Starter: Mixed seasonal salads with dried figs and nuts
Main Course: Low-temperature cooked beef rib with au gratin potatoes and seasonal vegetables or Porcino Ravioli with porcino-cream sauce
Dessert: Heavenly Chocolate Dream |
| 11:54 p.m. | Last ride to town with the <i>Gurtenbahn</i> |

BÜHLMANN

Seegene

BÜHLMANN Laboratories AG · CH - 4124 Schönenbuch/Basel · Phone: +41 61 487 12 12
Fax: +41 61 487 12 34 · E-mail: info@buhlmannlabs.ch · www.buhlmannlabs.ch


3084 Wabern, 031 970 33 33, info@gurtenpark.ch



gurtenpark.ch



POWER UND PRÄZISION



Bei EGFRm NSCLC Patienten mit Progression aufgrund der T790M Mutation bietet TAGRISSO® starke Wirksamkeit und überzeugende Verträglichkeit.¹

Referenz: 1 TAGRISSO® Fachinformation, www.swissmedinfo.ch.

TAGRISSO®: Z: Osimertinibum; Filmtabletten zu 40 mg bzw. 80 mg; Liste A. **I:** TAGRISSO ist zur Behandlung von erwachsenen Patienten mit lokal fortgeschrittenem oder metastasiertem nichtkleinzelligem Lungenkarzinom (NSCLC) mit EGFR-T790M-Mutation (EGFR: epidermal growth factor receptor) indiziert, bei denen es während oder nach einer EGFR-TKI-Therapie zur Krankheitsprogression gekommen ist. **D:** 80 mg einmal täglich. Dosisanpassung auf 40 mg einmal täglich möglich. **KI:** Überempfindlichkeit gegenüber dem Wirkstoff oder einem der Hilfsstoffe. Gleichzeitige Anwendung von Johanniskraut. **VI:** Interstitielle Lungenerkrankung. Verlängerung des QTc-Intervalls. IVEF und Kardiomyopathie. Keratitis. Entwicklungstoxizität. **IA:** Starke CYP3A-Induktoren. Substrate von CYP3A4 und Transportern. **UAW:** Sehr häufig: Diarrhö, Stomatitis, Ausschlag, trockene Haut, Paronychie, Pruritus, Abnahme der Thrombozytenzahl, Abnahme der Leukozytenzahl, Abnahme der Neutrophilenzahl. Häufig: Interstitielle Lungenerkrankung. Gelegentlich, selten, sehr selten: siehe www.swissmedinfo.ch.

Weitere Informationen: www.swissmedinfo.ch oder AstraZeneca AG, 6301 Zug, www.astrazeneca.ch. AstraZeneca Schweiz, Grafenauweg 10, 6301 Zug; Ab August 2018: Neuholstrasse 34, 6340 Baar



Sponsors



ottobock.

PapCone®

best in foam



