



EFCS

European Federation of
Cytology Societies

Deutsche Gesellschaft
für Zytologie  1960

Save the date

ECC 2024

**45th European Congress
of Cytology**

**Cytopathology
The clinical
interface**



Save the date

Leipzig

**23-26 June
2024**

www.cytology2024.eu



President Of The Congress

Dr. med. Marianne Engels
FIAC, Cologne

Organizing Committee

PRESIDENT: Ralf Heine
Marianne Engels, Cologne
Ralf Heine, Halle
Jan de Jonge, Schuettorf
Lutz Welker, Hamburg

Congress Venue

Congresshalle am Zoo Leipzig

Pfaffendorfer Straße 31
04105 Leipzig
<https://www.kongresshalle.de/en/>

Organizing Secretariat



Adria Congrex srl

Via Sassonia, 30 - 47922 Rimini RN
c.imola@adriacongrex.it
www.adriacongrex.it



International Scientific Committee

President:

Marianne Engels, Cologne

Beata Bode-Lesniewska (Switzerland)	Giovanni Negri (Italy)
Massimo Bongiovanni (Switzerland)	Binnur Önal (Turkey)
Lukas Bubendorf (Switzerland)	Ondrej Ondic (Czech Republic)
Ashish Chandra (UK)	Miguel Perez-Machado (UK)
Ben Davidson (Norway)	Wolfgang Pokieser (Austria)
Jan De Jonge (Germany)	Esther Diana Rossi (Italy)
Henryk Domanski (Sweden)	Mauro Saieg (Brazil)
Jaroslava Duskova (Czech Republic)	Yukitoshi Satoh (Japan)
Marianne Engels (Germany)	Fernando Schmitt (Portugal)
Ambrogio Fassina (Italy)	Volker Schneider (Germany)
Andrew Field (Australia)	Gary Tse (China)
Pinar Firat (Turkey)	Marie-Louise Van Velthuysen (Netherlands)
Pawel Gajdzis (Poland)	Laszlo Vass (Hungary)
Henrik Griesser (Germany)	Philippe Vielh (France)
Ralf Heine (Germany)	Danijela Vrdoljak-Mozetic (Croatia)
Kenzo Hiroshima (Japan)	Lutz Welker (Germany)
Izidor Kern (Slovenia)	Birgit Weynand (Belgium)
Ivana Kholova (Finland)	Roque Gabriel Wiseman Pinto (India)
Maria Lozano (Spain)	Matthew Zarka (USA)
Claire Michael (USA)	Pio Zeppa (Italy)
Giota Mikou (Greece)	

Highlights of the 45th ECC

Clinical cytology

Artificial intelligence

New techniques for risk stratification of HPV infection

Topics

Gynecologic cytology

Lung cytology

Serous effusion cytology

Head & neck lesions

Breast cytology

Liver cytology

Pancreas cytology

Soft tissue cytology

Anal cytology

Urine cytology

Immunochemistry

Molecular cytopathology

FNA and ROSE

Digital cytopathology

WELCOME MESSAGE from the President of the Congress



Dear colleagues,

It's our honour and pleasure to welcome you to Leipzig for the 45th European Congress of Cytology. In collaboration with colleagues from several other European Societies we've devised a program covering a wide scope of topics, including „classical“ subjects like cervical cancer screening, but also rather new topics like artificial intelligence and its role in cytology.

The motto of the congress „Cytopathology: The Clinical Interface“ points to some specific features of cytological practice in Germany. Many members of the German Society of Cytology are clinicians and are bridging every day the gap between clinical practice and diagnostic work at the microscope. More than one session will focus on this close interaction, including lectures and discussion, but also live demonstrations in collaboration with our colleagues in clinical departments.

Leipzig is a city in Saxonia in the eastern part of Germany. Leipzig has been a center for trade since old times - the Leipzig trade fair dates back to 1190 - and now is an economic center of the region. Leipzig has a long tradition in music and art and in book publishing. Leipzig is home to one of the oldest universities in Germany and now a center of science.

Leipzig has hosted the ECC before: In the dynamic times of the „Wende“ in September 1990 Prof. Dr. Peter Leonhardt, who died a few months ago, organized the 18th ECC in the German Democratic Republic.

So, we invite you to come to Leipzig in June 2024: Join the meeting, present your research and meet colleagues and friends. We look forward to see you in Leipzig!

For the German Society of Cytology,
Dr. med Marianne Engels, FIAC
Congress President

	Room 1	Room 2	Room 3	
10.00 - 12.00	Joint Companion Meeting American Society of Cytology ASC & the British Association of Cytopathology	Companion Meeting French Society of Clinical Cytology	Companion Meeting Hellenic Society of Clinical Cytology	
12.00 - 13.30	Break			
13.00 - 15.00	Symposium Gynecology 1 Cervical cancer screening programs in Europe	Companion Meeting Indian Society of Cytology	Companion Meeting Cytology Section of Polish Society of Pathologists	
15.00 - 15.30	Coffee Break			
15.30 - 17.30	Symposium Gynecology 2 Risk stratification of HPV infection	Companion Meeting Asia & Africa	Companion Meeting Croatian Society of Cytology	
17.30 - 19.00	Poster Session			
19.00 - 22.00	Opening Ceremony and Get Together			

Legenda

 Live Session	 Companion Meeting	 Symposium	 Keynote Lecture
---	---	---	---



	Room 4	Room 5	Room 6	Microscopy Hall
	IAC Examination	Companion Meeting Italian Society of Pathology and Diagnostic Cytopathology	Companion Meeting Finnish Society of Clinical Cytology	Workshop Gyn 1: Squamous lesions
		Break		
		Companion Meeting Papanicolaus Society of Cytology	Companion Meeting Slovenian Society of Cytology	Workshop Gyn 2: Glandular lesions
	Coffee Break			
	Joint Companion Meeting IAC	Companion Meeting Swedish Association for Clinical Cytology	Companion Meeting of the Turkish Society of Cytology	Workshop Effusion 1: Reactive changes, carcinoma
	Poster Session			
	Opening Ceremony and Get Together			

Slide Seminar
 Workshop
 Oral Free Papers
 Society Meetings, Assembly and Exam

	Room 1	Room 2	Room 3	
08.30 - 10.00	Symposium Gynecology 3 Glandular Lesions	LIVE: Effusions "live" demonstration from a hospital	Symposium Urinary Cytology	
10.00 - 10.30	Coffee Break			
10.30 - 12.30	Symposium Effusions 1 The International system for reporting serous fluid cytopathology: cases to illustrate the diagnostic categories	Symposium Immunochemistry The International system for reporting serous fluid cytopathology: cases to illustrate the diagnostic categories	Symposium Anal Cytology	
12.30 - 13.30	Poster Session			
13:30 - 14:30	Lunch Break			
14.30 - 15.30	Keynote Lecture: New technologies in gynecologic cytology			
15.30 - 17.30	Symposium Lung 1: Carcinoma	Symposium Liver Cytopathology	Symposium Lymph node	
17:30 - 19:00	Oral free papers	Oral free papers	Oral free papers	
20:00	President's dinner			

Legenda

 Live Session	 Companion Meeting	 Symposium	 Keynote Lecture
---	---	---	---



	Room 4	Room 5	Room 6	Microscopy Hall
	Cytotechnicians Session 1: EACC Meeting	Symposium Young EFCS The power of cytology - cytological cases	Symposium Publication Publishing your cytopathology research: A joint session by Cytopathology and the Journal of the American Society of Cytopathology (JASC)	Workshop Lung 1: Reactive changes and usual lung cancer types
Coffee Break				
	IAC, BOD Meeting	Symposium Digital Cytopathology	Symposium Education Symposium Cytopatology Training and Education	Workshop Urine
Poster Session				
Lunch Break				QUATE Exam
Keynote Lecture: New technologies in gynecologic cytology				QUATE Exam
	Symposium Thyroid	Slide Seminar Liver / Pancreas	Companion Meeting Japanese Society of Clinical Cytology	QUATE Exam
	Oral free papers	Oral free papers		QUATE Exam
President's dinner				





Slide Seminar
 Workshop
 Oral Free Papers
 Society Meetings, Assembly and Exam

	Room 1	Room 2	Room 3	
08.30 - 10.00	Symposium Hot topics 2024: Legal Issues in Cytopathology	LIVE: Lung, "live" demonstration from a hospital	Slide Seminar Immunocytochemistry	
10.00 - 10.30	Coffee Break			
10.30 - 12.30	Symposium Lung 2: Benign diseases, inflammatory processes	Cytotechnicians Session 2	Symposium Pancreas/Biliary tract	
12.30 - 13.30	Poster Session			
13.30 - 14.30	Lunch Break			
14.00 - 15.30	Keynote Lecture: Molecular diagnostics in cytology - update 2024			
15.30 - 17.30	Symposium Salivary Indeterminate lesions in salivary cytology. How far we can go with the Milan system II	Symposium Effusions 2	Symposium Terminology	
17.30 - 19.00	Oral free papers	Oral free papers	Oral free papers	
19.30 - 23.00	Congress dinner			

Legenda

 Live Session	 Companion Meeting	 Symposium	 Keynote Lecture
---	---	---	---

	Room 4	Room 5	Room 6	Microscopy Hall
	Slide Seminar Effusions			Workshop Effusions 2 Mesotheliomas
Coffee Break				
	Slide Seminar Pitfalls: Difficult cases and mimickers	Symposium Young EFCS Young cytopathologists scientific projects	Companion Meeting Austrian Society of Cytology	Workshop Thyroid/Salivary
Poster Session				
Lunch Break				
Keynote Lecture: Molecular diagnostics in cytology - update 2024				
	Cytotechnicians Session 3	Symposium Soft Tissue	Companion Meeting Czech Society for Analytical Cytology & Spanish Society of Cytology Contemporary cytopathology - genuinely interdisciplinary	Workshop Liver/Pancreas
	Oral free papers	Oral free papers		Workshop Lymph node
Congress dinner				

 Slide Seminar	 Workshop	 Oral Free Papers	 Society Meetings, Assembly and Exam
--	--	--	--

	Room 1	Room 2	Room 3	
08.30 - 10.00	Symposium Molecular 1 Cytology	Symposium Breast Interventional Breast Cytopathology	Slide Seminar Lung: Rare tumors and unusual findings in the lung	
10.00 - 10.30	Coffee break			
10.30 - 12.30	Symposium Molecular Cytology 2	Symposium LIVE: ROSE, ROLE	EFCS Annual General Meeting	
12.30 - 13.30	Keynote Lecture: Artificial intelligence - Imaging analysis in cytology			
13.30	Closing ceremony			

Legenda

 Live Session	 Companion Meeting	 Symposium	 Keynote Lecture
---	---	---	---

	Room 4	Room 5	Room 6	Microscopy Hall
	Slide Seminar Thyroid – Salivary glands	Slide Seminar Lymph node Lymph node Cytology: Common and unusual differential diagnoses, and how to get there	Symposium Young EFCS Scientific Projects	Workshop Anal Cytology
	Coffee Break			
	Symposium FNA	Slide Seminar Soft Tissue and Breast		Workshop Lung 2 Benign neoplasms, rare tumors, mesenchymal tumors, metastases
	Keynote Lecture: Artificial intelligence - Imaging analysis in cytology			
	Closing ceremony			





Scientific Program

Sunday June 23rd



ROOM 1

Sunday June 23rd

10.00 – 12.00

Joint Companion Meeting American Society of Cytology ASC and the British Association of Cytopathology

**ROSE and its application in cytopathology:
a foundational aspect to Clinical Care & Patient Outcomes**
Chairmen: Momin Siddiqui (USA) and Anthony Maddox (UK)

10.00

EBUS, ROSE and genes – 10 years of clinical interaction
Andy Barlow (UK) and Sabina Mistry (UK)

10.30

ROSE for Pancreaticobiliary Lesions: Critical Element a Busy
EUS-FNA Service Cannot do without
Blythe Gorman (USA)

11.00

Fruitful partnerships: Head and Neck, Pathologist and
Radiologist, Patient and ROSE.
Phil Touska and Martina Munonyara (UK)

11.30

Perspectives of an Interventional Cytopathologist: How ROSE
Impacts An FNA Clinic Practice.
Amy Ly (USA)



ROOM 2

Sunday June 23rd

10.00 – 12.00

Companion Meeting French Society of Clinical Cytology

Salivary gland cytopathology

Chairmen: Monique Courtade-Saidi (France) and Esther Diana Rossi (Italy)

10.00

The Milan System 2023: 30 minutes
Esther Diana Rossi (Italy)

10.30

Ancillary studies in salivary gland cytopathology: 30 minutes
Niels Rupp (Switzerland)

11.00

Distribution of cytological results in diagnostic categories according to the Milan System of histologically proven pleomorphic adenomas. Diagnostic accuracy and pitfalls of cytological diagnosis: 30 minutes.
Claude Bigorgne (France)

11.30

Interesting and amazing cases
Voichita Suci (France)
Jerzy Klijanienko (France)



ROOM 3

Sunday June 23rd

10.00 – 12.00

Companion Meeting Hellenic Society of Clinical Cytology

Chairmen: Maria Nasioutziki (Greece) and Maria Sevastiadou (Greece)

10.00

Utility of EBUS-TBNA cytology specimen for histopathological and molecular diagnostics of NSCLC – A single center experience

Maria Nasioutziki (Greece)

10.24

The important role of the TIRADS-TBSRTC correlation for an appropriate clinical management of nodular thyroid lesions. A 7-year experience from a Cytopathology Center

Emmanouil Mastorakis (Greece)

10.48

Effusion cytology in the era of precision medicine

Panagiota Mikou_ (Greece)

11.12

The role of intraoperative flow cytometry and cytology in rapid assessment of resection margins in breast tumors: A 3-years experience of a prospective academic institution study

Lamprini Pappa (Greece)

11.36

Preanalytical factors affecting immunocytochemistry

Maria Sevastiadou (Greece)



ROOM 5

Sunday June 23rd

10.00 – 12.00 **Companion Meeting** **Italian Society of Pathology and Diagnostic Cytopathology**

Inter-observer variability in cytology on the light of classification systems

Chairmen: Ester Diana Rossi (Italy) and Giancarlo Troncone (Italy)

- 10.00 Introductions to the session
Ester Diana Rossi (Italy) and Giancarlo Troncone (Italy)
- 10.05 Overview about variability in cytology
Elena Vigliar (Italy)
- 10.20 Lung Cytology
Luisella Righi (Italy)
- 10.35 Gyn cytology
Giovanni Negri (Italy)
- 10.50 Urine Cytology
Giacomo Gazzano (Italy)
- 11.05 Thyroid Cytology
Guido Fadda (Italy)
- 11.20 Salivary Cytology
Ester Diana Rossi (Italy)
- 11.35 Q&A



ROOM 6

Sunday June 23rd

10.00 – 12.00 **Companion Meeting** **Finnish Society of Clinical Cytology**

Hot topics from head and neck cytopathology

Chairman: Ivana Kholová (Finland)

- 10.00 Crossing the bridges of thyroid classifications
Esther Diana Rossi (Italy)
- 10.24 Medullary thyroid carcinoma: cytomorphology
Zahra Maleki (USA)
- 10.48 Milan categories AUS and SUMP: Finnish experience
Ivana Kholová (Finland)
- 11.12 Liquid based cytology in salivary glands
Mark Chien-Chin Chen (Taiwan)
- 11.36 Cell blocks in salivary gland cytology
David Kalfert (Czech Republic)



MICROSCOPY HALL
23rd

Sunday June

10.00 – 12.00 **Workshop Gyn 1: Squamous lesions**
Chairmen: Bärbel Meyer (Germany) and Vivianne Storch (Germany)

Liquid based Cytology
Bärbel Meyer (Germany)

Conventional Cytology
Vivianne Storch (Germany)



ROOM 1

Sunday June 23rd

- 13.00 – 15.00** **Symposium Gynecology 1**
Cervical cancer screening programs in Europe
Chairmen: Danijela Vrdoljak-Mozetič (Croatia) and Jan De Jonge (Germany)
- 13.00 The Danish Program
Jespe Bonde (Denmark)
- 13.15 The Dutch Program
Anne Uyterlinde (The Netherlands) and Sandra van Dijk (The Netherlands)
- 13.35 The Croatian Program
Danijela Vrdoljak-Mozetič (Croatia)
- 13.50 The Italian Program
Annarosa Del Mistro (Italy)
- 14.05 The German Program
Arjola Xhaja (Germany)
- 14.20 The UK Program
Allan Wilson (UK)
- 14.35 Discussion



ROOM 2

Sunday June 23rd

13.00 – 15.00 **Companion Meeting Indian Society of Cytology**

Infectious Diseases

Chairman: Roque Gabriel Wiseman Pinto (India)

Interesting cases

Arvind Rajwanshi (India)

Infectious diseases in immunocompromised patients

Bharat Rekhi (India)

Bright Red Baccilli on Zeihl Neelsens staining. Tuberculosis and its difficulties

Nalini Gupta (India)

HPV infections in Head and Neck Cancers

Zahra Maleki (USA)

Interesting cases

Zillur Mohammad (India)

Interesting cases

Parikshaa Gupta (India)

Interesting cases

Sudha Iyengar (India)

Interesting cases

Dilip Ramrakhiani (India)

Interesting cases



R.N.Rao (India)

Rare cases

Amit Kumar Adhya (India)

Rare cases

Nikita Oza (India)



ROOM 3

Sunday June 23rd

13.00 – 15.00 **Companion Meeting** **Cytology Section of Polish Society of Pathologists**

Head and neck cytopathology

Chairmen: Pawel Gajdzis (Poland) and Elwira Bakula-Zalewska (Poland)

- 13.00 FNAC in the head and neck – advantages of ultrasound guidance
Beata Bode (Switzerland)
- 13.20 Cytopathology of the Head and Neck
Zahra Maleki (USA)
- 13.40 Impact of new WHO classification 2022 on diagnosis of different types of papillary thyroid carcinoma and NIFTP
Agata Stanek-Widera (Poland)
- 14.00 Giant Cell-Rich Lesions of the Head and Neck
Henryk Domanski (Sweden)
- 14.20 Epidemiology of head and neck mesenchymal tumours – cytopathologists' perspective
Pawel Gajdzis (Poland)
- 14.40 Different faces of medullary thyroid carcinoma
Elwira Bakula-Zalewska (Poland)



ROOM 5

Sunday June 23rd

13.00 – 15.00 Companion Meeting Papanicolau Society of Cytology

Non-neoplastic Mimickers of Malignant Neoplasms: Diagnostic Conundrums and Solutions

Chairmen: Zubair Baloch (USA) and Fernando Schmitt (Portugal)

Speakers:

Aziza Nassar (USA)

Poonam Vohra (USA)

Syed Ali (USA)

Diana Rossi (Italy)

Chen Longwen (USA)

Swikrity U. Baskota (USA)

Massimo Bongiovanni (Switzerland)



ROOM 6

Sunday June 23rd

13.00 – 15.00 Companion Meeting Slovenian Society of Cytology

**60 years of the Slovenian Society of Cytology:
Moving from Paris to Slovenia with TPS: Urinary Cytopathology**
*Chairmen: Damjana Cimerman (Slovenia) and Margareta Strojan
Fležar (Slovenia)*

- 13.00 Introduction: Celebrating 60 years of the Slovenian Society of Cytology
Margareta Strojan Fležar (Slovenia)
- 13.10 TPS in Slovenia
Margareta Strojan Fležar (Slovenia)
- 13.30 The Standardised Format of the Urine Sample Report: Institute of Pathology, Faculty of Medicine, University of Ljubljana
Maja Kebe Radulović (Slovenia)
- 13.45 Diagnostic Utility of Vimentin in Voided Urine Samples
Damjana Cimerman (Slovenia)
- 14.00 Atypical Urothelial Cells and Ancilliary Testing: UroVysion FISH – Institutional Experience
Irena Srebotnik Kirbiš (Slovenia)
- 14.20 Cytological Significance of Abnormal Squamous Cells in Urinary Cytology
Danijela Oštrić (Slovenia)
- 14.35 Metastasis of Gastric Signet-Ring Cell Carcinoma in Urine: A Case Report and Review of the Literature
Tinka Mohar Hajnšek (Slovenia)



MICROSCOPY HALL

Sunday June 23rd

13.00 – 15.00 Workshop Gyn 2: lesions

Chairmen: Ivana Kholová (Finland) and Maria Nasioutziki (Greece)

Liquid based Cytology

Conventional Cytology

Pitfalls



ROOM 1

Sunday June 23rd

15.30 – 17.30 Symposium Gynecology 2

Risk stratification of HPV infection

Chairmen: *Volker Schneider (Germany) and
Mahmoud Abbas (Germany)*

- 15.30 Detection and molecular triage in persistent HPV-infection and dysplasia
Andreas Kaufmann
- 15.50 Predicting regression and progression of CIN2 by molecular profiling of cervical smears
William Leenders (The Netherlands)
- 16.10 Methylation-Testing for Risk-Stratification on Cervical Smears
Danielle Heideman (USA)
- 16.30 DNA Methylierungs-Test - Possibility as a Risk-Stratification-Test in practical screening use?
Alfred Hansel (Germany)
- 16.50 Comparison of the Performance of the DNA Methylation Marker Test GYNTECT® and the CintecPlus CYTOLOGY ASSAY®
Ilona Zeiser (Germany)
- 17.10 AI in action for the benefit of cervical health: Evolution of cytology from conventional to digital solution
Arjola Xhaja (Germany)



ROOM 2

Sunday June 23rd

15.30 – 17.30 Companion Meeting Asia & Africa

Guided FNAC of Abdominal and Pelvic Organs

Chairman: Roque Gabriel Wiseman Pinto (India)

- 15.30 WHO Update on Liver Cytopathology
Nirag Jhala (USA)
- 15.42 EUS FNA of Pancreas .A practical algorithmic approach. Role of telepathology and Molecular testing according to current NCCN Guidelines
Darshana Jhala (USA)
- 15.54 Unusual findings on FNAC of a Retroperitoneal Mass
Megha Joshi (USA)
- 16.06 Interesting cases in South Africa
Pamela Michelow (South Africa)
- 16.18 Endoscopic USG Guided FNAC
CR Lai (Taiwan)
- 16.30 EUS Guided FNAC of Abdominal organs in Pediatric population. Experience and Review of Interesting cases
Asif Loya (Pakistan)
- 16.42 The Diagnostic dilemma Plasmablastic Lymphoma of the small intestine
Nadezhda Melnikova (Russia)
- 16.54 Significance of Psammomatous Calcification in Ascites.
Tomoo Itoh (Japan)



- 17.06 Interesting cases
 Bo Ping (China)

- 17.18 Interesting cases in Turkey
 Binnur Onnal (Turkey)



ROOM 3

Sunday June 23rd

15.30 – 17.30 Companion Meeting Croatian Society of Cytology

Interventional cytopathology

Chairmen: Dinka Sundov (Croatia) and Marija Peric (Croatia)

- 15.30 Cytopathologist as a lymphoma hunter in general hospital settings
Svagelj Ivan (Croatia)
- 15.45 My approach to US-guided FNA of salivary glands
Claudio Bellevicine (Italy)
- 16.00 US-guided Thyroid FNA in daily practice
Dinka Sundov (Croatia)
- 16.15 FNA of lateral neck nodules
Panagiota Mikou (Greece)
- 16.30 Interventional cytopathologist's role in Breast One Day Clinic
Marija Skerlj (Croatia)
- 16.45 Bone marrow aspiration in cytopathologist's hands
Marija Peric (Croatia)
- 17.00 Interventional cytopathologist's approach to the liver tumour diagnosis
Pawel Gajdzis (Poland)
- 17.15 The diagnostic challenges of interventional cytology in lung lesions
FNA
Roberta Rubesa (Croatia)



ROOM 4

Sunday June 23rd

15.30 – 17.30 Companion Meeting IAC

Research on Cytology

Chairmen: *Lukas Bubendorf (Switzerland) and
Fernando Schmitt (Portugal)*

- 15.30 Opening and importance of research on cytology
Fernando Schmitt (Portugal)
- 15.45 Introduction to the IAC Research Corner
Lukas Bubendorf (Switzerland)
- 16.00 Interobserver agreement in scoring of PD-L1 TPS on cytological
material
Elena Vigliar (Italy)
- 16.15 An example of cytology in translational research – organoids
Michele Garioni (Switzerland)
- 16.30 AI on gyn cytology
TBA
- 16.45 How to establish a future multi-institutional collaborative study for
research
Vivian Weiss (USA)



ROOM 5

Sunday June 23rd

15.30 – 17.30 Companion Meeting Swedish Society of Clinical Cytology

A basket of cytology fruits

*Chairman: Christina Kåbjörn Gustafsson (Sweden) and
Henryk Domanski (Sweden)*

- 15.30 The upcoming future for cytotechnicians in Sweden
*Kamilla Arvidsson (Sweden)
Christina Kåbjörn Gustafsson (Sweden)*
- 15.54 Early cytologic diagnosis of mesothelioma improves patient
survival/digital
*Katalin Dobra (Sweden)
Eva Darai Ramqvist (Sweden)*
- 16.18 Restricted expression of the constant region 1 of T-cell receptor β as a
tool to detect T-cell lymphoma on cytology samples by flow cytometry.
Mats Ehinger (Sweden)
- 16.42 Evolution of the soft tissue cytopathology reporting system introduction
Henryk Domanski (Sweden)
- 17.06 Evolution of the soft tissue cytopathology reporting system system
categories, example
*Bharat Rekhi (Sweden)
Jan Köster (Sweden)*



ROOM 6

Sunday June 23rd

15.30 – 17.30 Companion Meeting of the Turkish Society of Cytology

Salivary Gland Cytopathology: The Milan System, Diagnostic Approach and Slide Seminar

Chairmen: İlkser Akpolat (Turkey) and İrem Onur (Turkey)

15.30 Presentation Title: The Milan System for Reporting Salivary Gland Cytopathology and Diagnostic Approach.
Zahra Maleki (USA)

16.00 Slide Seminar: Salivary Gland Cytopathology - Exploring All Aspects
Speakers: *Pınar Uyar Göçün (Turkey)*
İrem Onur (Turkey)
Koray Ceyhan (Turkey)



MICROSCOPY HALL

Sunday June 23rd

13.00 – 15.00 Workshop Effusion 1: Reactive changes, carcinoma
Chairmen: Claire Michael (USA) and Ralf Heine (Germany)



Scientific Program

Monday June 24th



ROOM 1

Monday June 24th

8.30 – 10.00 **Symposium Gynecology 3** **Glandular Lesions**

Chairmen: Ivana Kholová (Finland) and Ritu Nayar (USA)

- 8.30 Interpretation of glandular cells in cervical preparations
Ritu Nayar (USA)
- 8.50 Endometrial pathology in cervical samples
Claire Bourgain (Belgium)
- 9.10 Endocervical cells: normal and pathological: experience from HPV
primary screening programme
Ivana Kholová (Finland)
- 9.30 Distribution of HPV in glandular lesions in cervical smears
Mahmoud Abbas (Germany)
- 9.50 Discussion



ROOM 2

Monday June 24th

8.30 – 10.00 **LIVE: Effusions "live" demonstration from a hospital**
Chairmen: Ralf Heine (Germany) and Marios Froudarakis (Greece)

8.30 Diagnostic strategy in pleural effusions
Marios Froudarakis (Greece)

8.50 Live demonstration medical thoracoscopy, asservation of effusions,
Creation of imprints, ROSE during thoracoscopy
Erik Stuckenberg (Germany) and Maximilian Breyer (Germany)

9.10 Demonstration ROSE
Kati Land (Germany) and Ralf Heine (Germany)

9.30 Imprintcytology of pleural biopsies
Ralf Heine (Germany)

9.50 Discussion



ROOM 3

Monday June 24th

8.30 – 10.00

Symposium Urinary Cytology

*Chairmen: Lukas Bubendorf (Switzerland) and
Camelia Radulescu (France)*

- 8.30 Highlights of TPS2 and directions for future research
Momin T. Siddiqui (USA)
- 8.48 Diagnostic grey zones in urinary cytology
Tatjana Vlajnic (Switzerland)
- 9.06 Ancillary testing in urinary cytology
Lukas Bubendorf (Switzerland)
- 9.24 AI in urinary cytology: current status and outlook
Camelia Radulescu (France)



ROOM 4

Monday June 24th

8.30 – 10.00

Cytotechnologists' Session 1: EACC Meeting
Chairman: Lia van Zuylen-Manders (The Netherlands)



ROOM 5

Monday June 24th

8.30 – 10.00 Symposium Young EFCS

The power of cytology – cytological cases

Chairmen: István Kovács (Hungary) and Ashish Chandra (UK)

- 8.30 Case 1 Pancreatobiliary case
Damjana Cimerman (Slovenia)
- 8.42 Case 2 Lung case
Florian Kopf Germany)
- 8.54 Case 3 The resident awe. The first encounter
Ramón Robledano (Spain)
- 9.06 Case 4
Despina Argyropoulou (Portugal)
- 9.18 Case 5, The power of cytopathology in non-typical mediastinal tumours
Allan Argueta Morales (Spain)
- 9.30 Case 6, Thyroid cytology
Federica Policardo (Italy)
- 9.42 Case 7
Cioly Rivero Colmenarez (Luxembourg)
- 9.54 Discussion



ROOM 6

Monday June 24th

8.30 – 10.00 Symposium Publication

Publishing your cytopathology research: A joint session by Cytopathology and the Journal of the American Society of Cytopathology (JASC)

Chairmen: Paul Vanderlaan (USA) and Philippe Vielh (France)

- 8.30 Introductory comments on Cytopathology publishing and the session:
Paul Vanderlaan (USA)
- 8.40 Highlighted papers from 2023:
JASC
TBC
- 9.10 Cytopathology
1
2
- 9.40 Summary comments on Cytopathology publishing:
Chandra Ashish (UK) and Philippe Vielh (France)
- 9.50 Audience Q&A



MICROSCOPY HALL

Monday June 24th

8.30 – 10.00

Workshop Lung 1: Reactive changes and usual lung cancer types

*Chairmen: Marianne Engels (Germany) and
Herwig Tuppy (Germany)*



ROOM 1

Monday June 24th

10.30 – 12.30 Symposium Effusions 1

The International system for reporting serous fluid cytopathology: cases to illustrate the diagnostic categories

Chairmen: Ashish Chandra (UK) and Panagiota Mikou (Greece)

- 10.30 Benign
Deepali Jain (India)
- 10.50 Atypia
Mark Chien-Chin Chen (Taiwan)
- 11.10 Suspicious
Zahra Maleki (USA)
- 11.30 Malignant (Primary)
Birgit Weynand (Belgium)
- 11.50 Malignant (Secondary). Application of TIS to CSF samples
Alessandro Caputo (Italy)
- 12.10 Discussion



ROOM 2

Monday June 24th

10.30 – 12.30 **Symposium Immunochemistry**
Chairmen: Lukas Bubendorf (Switzerland) and Irena Srebotnik Kirbiš (Slovenia)

- 10.30 ICC in cytology: current status and ongoing challenges
Qiong Gan (USA)
- 10.50 Impact of EU IVD directive and ISO 15189 on ICC
Irena Srebotnik Kirbiš (Slovenia)
- 11.10 New ICC markers on the horizon: Meet MET & Co
Lukas Bubendorf (Switzerland)
- 11.30 The struggle to validate PD-L1 on cytopins
Margareta Strojjan Fležar (Slovenia)
- 11.50 Predictive Immunocytochemistry
Maria D. Lozano (Spain)



ROOM 3

Monday June 24th

10.30 – 12.30 **Symposium Anal Cytology**

Chairmen: Ondrej Ondič (Czech Republic) and Alexandra Corominas (Germany)

- 10.30 Introduction to Anal Cytology
Ondrej Ondič (Czech Republic)
- 10.35 Anal cytology - scientific background
Ondrej Ondič (Czech Republic)
- 10.50 The Bethesda classification based anal cytology reading.
Rumyana Todorova (Germany)
- 11.05 Molecular testing in anal cytology
Ondrej Ondič (Czech Republic)
- 11.25 Clinical aspects of anal cancer screening - (Video presentation)
Filip Rob (Czech Republic)
- 11.45 French Anal cytology guidelines
Beatrix Cochand-Priollet (France)
- 12.00 German Anal cytology Guidelines
Alexandra Corominas (Germany)
- 12.15 Comparison of different currently approved national anal cytology
guidelines and future prospects
Ondrej Ondič (Czech Republic)
- 12.25 Closing remarks
Ondrej Ondič (Czech Republic)



ROOM 5

Monday June 24th

10.30 – 12.30 **Symposium Digital Cytopathology** *Chairmen: Arrigo Capitanio (Sweden) and Matthew Zarka (USA)*

- 10.30 Digital Cytology: Problems, Prospects and Limits
Arrigo Capitanio (Sweden)
- 10.45 Digital Cytology and AI: the Role of the Cytopathologist
Alessandro Caputo (Italy)
- 11.00 Digital Cytology Workflow for Primary Diagnosis: The Experience at
Institut Curie – Paris
Jerzy Klijanienko (France)
- 11.10 Digital Cytology for Primary Diagnosis in Thyroid and Lymph Node
Cytopathology
Albino Eccher (Italy)
- 11.25 Pixels to Genes: Navigating the Digital-Molecular Landscape in
Cytology
Sule Canberk (Portugal)
- 11.40 Evaluation of Cytoreader AI in dual-stain cytology studies
Niels Grabe (Germany)
- 11.55 AI experience in Thyroid Cytopathology
Roberto Dina (United Kingdom)
- 12.15 Enabling Technologies to allow Cooperative Digital Cytology
Matteo Botteghi (Italy)



ROOM 6

Monday June 24th

- 10.30 – 12.30** **Symposium Cytopathology Training and Education**
*Chairmen: Ambrogio Fassina (Italy) and
Danijela Vrdoljak-Mozetič (Croatia)*
- 10.30 Pathology and cytopathology training in Europe – UEMS
recommendations
Ambrogio Fassina (Italy)
- 10.48 Updates on Cytopathology Training and Recruitment from the United
States
Sara E. Monaco (USA)
- 11.06 Polish model of pathology and cytology training
Andrzej Marszalek (Poland)
- 11.24 Spanish experience in Cytopathology training - emphasis of
Interventional cytology
Sonsoles Aso (Spain)
- 11.42 Cytopathology training – do we need a subspecialty ETR? Experience
from Croatia
Danijela Vrdoljak-Mozetič (Croatia)



MICROSCOPY HALL

Monday June 24th

10.30 – 12.30

Workshop Urine

*Chairman: Bisharah Soudah (Germany) and
Wolfgang Pokieser (Austria)*



PLENARY HALL

Monday June 24th

14.30 – 15.30

Keynote Lecture

New technologies in gynecologic cytology

Giovanni Negri (Italy)



ROOM 1

Monday June 24th

15.30 – 17.30

Symposium Lung 1

*Chairmen: Maria D. Lozano (Spain) and
Achim Rittmeyer (Germany)*

- 15.30 The impact of cytology on the new trend of neoadjuvant treatment for lung cancer
Achim Rittmeyer (Germany)
- 15.50 What's new in the WHO Reporting System for Lung Cytopathology?
Maria D. Lozano (Spain)
- 16.10 Recent advances in minimally invasive acquisition techniques for lung cytopathology.
Peter Illei (USA)
- 16.30 Updates on NSCLC biomarker testing on cytopathology specimens
Paul VanderLaan (USA)
- 16.50 2 Cases
TBA
- 17.10 Discussion



ROOM 2

Monday June 24th

15.30 – 17.30 **Symposium Liver Cytopathology**
*Chairmen: Miguel Perez - Machado (UK) and
Martha Pitman (USA)*

- 15.30 Case based examples of entities that would fall under each diagnostic category of the WHO Liver Cytology System Part 1
Kelsey McHugh (USA)
- 15.50 Case based examples of entities that would fall under each diagnostic category of the WHO Liver Cytology System Part 2
Kelsey McHugh (USA)
- 16.10 Update on the WHO Liver Cytology System
Nirag C. Jhala (USA)



ROOM 3

Monday June 24th

15.30 – 17.30

Symposium Lymph node

*Chairmen: Pio Zeppa (Italy) and
Veronika Kloboves Prevodnik (Slovenia)*

- 15.30 The WHO classification system for lymph node cytopathology
Andrew Field (Australia)
- 15.50 Extranodal lymphoproliferative processes
Veronika Kloboves-Prevodnik (Slovenia)
- 16.10 FNA cytology of lymph node metastases
Pranab Dey (India)
- 16.30 Lymph node FNAC in infectious diseases
Pamela Michelow (South Africa)
- 16.50 Diagnostic algorithms on lymph node cytopathology
Pio Zeppa (Italy)
- 17.10 Discussion



ROOM 4

Monday June 24th

15.30 – 17.30 Symposium Thyroid

**Beyond Blunders: Unmasking Diagnostic Errors in Thyroid
Cytopathology**

Chairmen: Massimo Bongiovanni (Switzerland) and Syed Z. Ali (USA)

- 15.30 Introductions
- 15.35 Overview of Diagnostic Errors
Syed Z. Ali (USA)

- 15.55 Mistakes in “Papillary-patterned/Nuclear Atypia Lesions”
Zubair Baloch (USA)

- 16.15 Mistakes in “Follicular-patterned Lesions”
Claudio Bellevicine (Italy)

- 16.30 Mistakes in “Cystic Lesions”
Beatrix Cochand-Priollet (France)

- 16.45 Mistakes with “Neuroendocrine Tumors”
David Poller (UK)

- 17.00 Mistakes with “Rare Tumors”
Esther Diana Rossi (Italy)

- 17.15 Q and A



ROOM 5

Monday June 24th

15.30 – 17.30 Slide Seminar Liver and Pancreas

2 cases

Beata Bode-Lesniewska (Switzerland)

1 case

Kinga Ligeti (Germany)

2 cases

Momin Siddiqui (USA)



ROOM 6

Monday June 24th

15.30 – 17.30 **Companion Meeting Japanese Society of Clinical Cytology**

*Chairmen: Robert Y. Osamura (Japan) and
Yukitoshi Satoh (Japan)*

- 15.30 Overview: Digital and Molecular Cytopathology Update
Robert Y. Osamura (Japan)
- 15.40 Utilizing 3D WSI images to develop AI for assisting in cervical cancer
cytology
Yuko Sugiyama (Japan)
- 16.00 Quantitative analysis of 3D WSI in cervical cytology using AI
Nao Nitta (Japan)
- 16.20 AI in Digital Pathology - beyond precise diagnosis
Noriko Motoi (Japan)
- 16.40 Digital cytomorphometric and genomic analyses of lung cancer using
liquid-based cytology materials
Ryota Tanaka (Japan)
- 17.00 Newly WHO Reporting System for Lung Cytopathology: How to educate
the user?
Yuko Minami (Japan)
- 17.20 Closing
Yukitoshi Satoh (Japan)



ECC 2024
45th European Congress
of Cytology

Cytopathology
The clinical
interface

Leipzig
23-26 June



Scientific Program

Tuesday June 25th



ROOM 1

Tuesday June 25th

8.30 – 10.00 **Symposium Hot Topics 2024: Legal Issues in Cytopathology** *Chairmen: Claire Michael (USA) and Ambrogio Fassina (Italy)*

- 8.30 Introduction
Ambrogio Fassina (Italy)
- 8.35 Litigation related to processing or laboratory errors
Claire Michael (USA)
- 8.50 Litigation related to pitfalls in lung cytology
Claire Michael (USA)
- 9.05 Litigation related to pitfalls in thyroid cytology
Ambrogio Fassina (Italy)
- 9.20 Litigation related to pitfalls in breast cytology.
Ambrogio Fassina (Italy)
- 9.40 Discussion



ROOM 2

Tuesday June 25th

8.30 – 10.00 **LIVE: Lung "live" demonstration from a hospital**
Chairmen: Ralf Heine (Germany) and Uta Wülfing (Germany)

- 8.30 Introduction
Ralf Heine (Germany)
- 8.50 Bronchoscopic sampling methods
Uta Wülfing (Germany)
- 9.10 Live Demonstration Bronchoscopy
TBC
- 9.30 Demonstration of cases with live microscopy in the microscopy suite
Ralf Heine (Germany), Maximilian Breyer (Germany) and Erik Stuckenberg (Germany)
- 9.50 Discussion



ROOM 3

Tuesday June 25th

8.30 - 10.00

Slide Seminar Immunocytochemistry

*Chairmen: Ivana Kholová (Finland) and
Irena Srebotnik Kirbiš (Slovenia)*

- 8.30 Immunomorphology in a peculiar pleural effusion. The molecular basis of a staining pattern
Jose Antonio Jimenez Heffernan (Spain)
- 8.45 Finding the needle in the haystack
Lukas Bubendorf (Switzerland)
- 9.00 ALK testing in lung cancer cytopathology
Simona Gabrič (Slovenia)
- 9.15 When immunocytochemistry leads the way in salivary gland FNA
Zahra Maleki (USA)
- 9.30 PD-L1 in head and neck area: What we learnt from meta-analyses
David Kalfert (Czech Republic)
- 9.45 p16 on head and neck cytology samples
Rúben Roque (Portugal)



ROOM 4

Tuesday June 25th

8.30 - 10.00

Slide Seminar Effusions

Chairmen: Ashish Chandra (UK) and Maria D. Lozano (Spain)



MICROSCOPY HALL

Tuesday June 25th

8.30 – 10.00

Workshop Effusions 2: Mesotheliomas

Chairmen: Lutz Welker (Germany) and Binur Önal (Turkey)



ROOM 1

Tuesday June 25th

10.30 – 12.30 **Symposium Lung 2: Benign diseases, inflammatory processes**

*Chairmen: Lutz Welker (Germany) and
Aysun Hatice Uğuz (Turkey)*

- 10.30 Exotic and less exotic infections of the lung
Pamela Michelow (South Africa)
- 10.55 Benign pulmonary lesions
Herwig Tuppy (Austria)
- 11.20 Importance of BAL cytology in the diagnosis of lung diseases
Panagiota Mikou (Greece)
- 11.45 Differential diagnosis of granulomatoses
Aysun Hatice Uğuz (Turkey)
- 12.10 An unusual mediastinal tumor of a 22 young men
Hatice Elmas (Germany)



ROOM 2

Tuesday June 25th

10.30 – 12.30 **Cytotechnologists' Session 2**

Chairmen: Irena Srebotnik Kirbiš (Slovenia) and Isidre Munné-Bertrand (Spain)

- 10.30 The educational program for cytotechnologists in Germany
Frederica Keitz (Germany)
- 10.45 What's in a name? Titles for Cytotechnologists
Allan Wilson (UK)
- 11.00 ROSE: Cytotechnologists Role and Performance Analysis
Rùben Roque (Portugal) and Vanessa Tavares (Portugal)
- 11.20 Advancement in processing of EUS FNA/FNB samples: a tertiary center experience
Andrea Legen (Slovenia) and Irena Srebotnik Kirbiš (Slovenia)
- 11.35 Nuclear changes in cancer cells – The Heart of the Matter
Graziella Baston (Switzerland)
- 11.50 Data, Data, Data...don't be scared!
Francisca Sorel Llull (Spain)
- 12.05 Applied Artificial Intelligence in Cytology
Isidre Munné-Bertrand (Spain)
- 12.20 Discussion



ROOM 3

Tuesday June 25th

10.30 – 12.30

Symposium Pancreas Biliary Tract

*Chairmen: Miguel Perez-Machado (Germany) and
Barbara Centeno (USA)*

10.30

WHO International classification of pancreaticobiliary
cytology
Martha Pitman (USA)

11.10

Pancreaticobiliary neoplasm high - risk/grade risk in the New
WHO international classification how to approach them
Barbara Centeno (USA)

11.50

Pancreaticobiliary, potential sources of misdiagnosis and how to
avoid them
Miguel Perez-Machado (Germany)



ROOM 4

Tuesday June 25th

- 10.30 – 12.30** **Slide Seminar**
Pitfalls: difficult cases and mimickers
*Chairmen: Esther Diana Rossi (Italy) and
Danijela Vrdoljak-Mozetic (Croatia)*
- 10.30 Introduction
*Esther Diana Rossi (Italy) and
Danijela Vrdoljak-Mozetic (Croatia)*
- 10.35 Pitfalls in Urine Cytology
Panagiota Mikou_ (Greece)
- 10.55 Pitfalls in Effusions
Danijela Vrdoljak-Mozetic (Croatia)
- 11.15 Pitfalls in Thyroid Cytology
L. Lacoste-Collin (France)
- 11.30 Pitfalls in Salivary cytology
Esther Diana Rossi (Italy)
- 11.45 - 12.00 Pitfalls in Pancreas Cytology
Pinar Firat (Turkey)
- 12.00 – 12.15 Pitfall in Lung Cytology
Maria D. Lozano (Spain)
- 12.15 – 12.30 Q and A



ROOM 5

Tuesday June 25th

10.30 – 12.30 Symposium Young EFCS 2

Young cytopathologists scientific projects

Chairmen: *Christina Kåbjörn Gustafsson (Sweden) and
Pawel Gajdzis (Poland)*

- 10.30 Evaluation of whole slide imaging (WSI) of cytological preparations;
problems and solutions
Hatice Elmas (Germany)
- 10.50 Reporting bone cytopathology
Jan Köster (Sweden)
- 11.10 Assessing the Impact of Cytological Preparation Techniques on Nucleic
Acid Quality
Çisel Aydın Meriçöz (Turkey)
- 11.30 Cultivating Professional Excellence: Exploring the Dynamics of
Mentorship and Sponsorship in Cytology
István Kovács (Hungary)
- 11.50 The voyager into the thyroid cytology experience at the Catholic
university. Our 23 years of its application
Pietro Tralongo (Rome)
- 12.10 Investigating Atypical Cases: A Comparative Analysis of Digital
Pathology and Microscopic Evaluation
Olca Kurtulan (Turkey)



ROOM 6

Tuesday June 25th

10.30 – 12.30

Companion Meeting Austria

*Chairmen: Thomas Gratzner (Austria) and
Wolfgang Pokieser (Austria)*

10.30

Ultrasound guided FNA of Neck Tumors
Rikard Weger (Austria)

11.00

Hyperchromatic crowded groups in gynecologic Cytology
Thomas Gratzner (Austria)

11.30

Cytology, histology and molecular analyses in mesothelioma
Luca Brcic and Wolfgang Pokieser (Austria)



MICROSCOPY HALL

Tuesday June 25th

10.30 – 12.30

Workshop Thyroid/Salivary

*Chairmen: Massimo Bongiovanni (Switzerland) and
Franco Fulciniti (Italy)*



PLENARY HALL

Tuesday June 25th

14.00

Keynote Lecture

Molecular diagnostics in cytology - update 2024

Fernando Schmitt (Portugal)



ROOM 1

Tuesday June 25th

15.30 – 17.30 Symposium Salivary

Indeterminate lesions in salivary cytology. How far we can go with the Milan system II

Chairmen: Esther Diana Rossi (Italy) and William Faquin (USA)

- 15.30 Introductions to salivary cytology and Milan II
Esther Diana Rossi (Italy) and William Faquin (USA)
- 15.40 Atypia of undetermined significance-AUS
Zahra Maleki (USA)
- 16.00 SUMP lesions-Basaloid
William Faquin (USA)
- 16.20 SUMP lesions-Oncocytic/clear features
Esther Diana Rossi (Italy)
- 16.40 SUMP lesions-Mistakes and overlapping
Zubair Baloch (USA)
- 17.00 Suspicious for malignancy lesions
M. Buttice (UK)
- 17.20 Q and A



ROOM 2

Tuesday June 25th

15.30 – 17.30 **Symposium Effusions 2**
Chairmen: Claire Michael (USA) and Ralf Heine (Germany)

- 15.30 Pleural fluid cytology in benign lung and pleural diseases
Jamal Musaev (Azerbaijan)
- 15.50 Mesothelial cells- reactive changes
Pinar Firat (Turkey)
- 16.10 The cytologic diagnosis of Mesothelioma
Claire Michael (USA)
- 16.30 Cryoimmunostaining - a new method in cytological diagnostic of effusions
Achim Battmann (Germany)
- 16.50 Role of Molecular pathology in effusions
Ben Davidson (Norway)
- 17.10 Discussion



ROOM 3

Tuesday June 25th

15.30 – 17.30 **Symposium Terminology**

*Chairmen: Ivana Kholová (Finland) and
Fernando Schmitt (Portugal)*

- 15.30 The Bethesda System for Reporting Cervical Cytology: How terminology revolution has started
Ritu Nayar (USA)
- 16.00 How data help us to improve cytology terminologies: What we learnt from meta-analyses
Zubair Baloch (USA)
- 16.30 Non diagnosis/Inadequate/Insufficient category across the nomenclature systems
Sule Canberk (Portugal)
- 17.00 Atypical/Suspicious category across the nomenclature systems
Jose Antonio Jimenez Heffernan (Spain)



ROOM 4

Tuesday June 25th

15.30 – 17.30

Cytotechnologists' Session 3

*Chairmen: Lia van Zuylen-Manders (The Netherlands) and
Donna Russell (USA)*



ROOM 5

Tuesday June 25th

15.30 – 17.30 **Symposium Soft Tissues**

*Chairmen: Henryk Domanski (Sweden) and
Jerzy Klijanienko (France)*

- 15.30 FNA in connective tumors of salivary glands
Adam Kowalewski (Poland)
- 15.50 Impact of the WHO Reporting System for Soft Tissue Cytopathology on
risk of malignancy assessment
Pawel Gajdzis (Poland)
- 16.10 Spindle cells neoplasms or melanoma, a new surprising diagnostic
dilemn
Jerzy Klijanienko (France)
- 16.30 Limited biopsies of soft tissue tumors: the contemporary role of
ancillary
Testing systems
Jason Hornick (USA)
- 16.50 FNA Cytology of Mesenchymal Tumors in the Viscera: Pitfalls and Best
Practices
Xiahoua Qian (USA)
- 17.10 The marriage of FNA and Core biopsy in the diagnosis of myxoid soft
tissue tumors
Henryk Domanski (Sweden)



ROOM 6

Tuesday June 25th

- 15.30 – 17.30** **Companion Meeting Czech Society for Analytical Cytology & Spanish Society of Cytology Contemporary cytopathology – genuinely interdisciplinary**
Chairmen: M. Jesús Fernández-Aceñero (Spain) and Jaroslava Dušková (Czech Republic)
- 15.30 Introducing Digital Image Analysis in the CSF Cytology
Ondřej Sobek (Czech Republic), Jaroslava Dušková (Czech Republic), Jan Dupač (Czech Republic) and Vojtěch Franc (Czech Republic)
- 15.45 EBUS guided lung cytopathology: future challenges
Eva Tejerina (Spain)
- 16.00 Changes in the Czech National Cervical Cancer Screening Programme
Iva Kinkorová Luňáčková (Czech Republic), Ondřej Májek (Czech Republic), Jana Němcová (Czech Republic) and Kateřina Černá (Czech Republic)
- 16.15 Changes trends in HPV rates after HPV vaccination: our experience
M. Jesús Fernández-Aceñero (Spain), Montserrat de la Torre (Spain) and Ana Colino (Spain)
- 16.30 Teamwork in Thyroid Diseases Diagnostics and Treatment – Low Risk Tumours
Jindřich Lukáš (Czech Republic), Jaroslava Dušková (Czech Republic), Vlasta Sýkorová (Czech Republic) and Martin Syrůček (Czech Republic)
- 16.45 Implementation of a national control of quality program in Spain
Antonio Martinez (Spain) and Jhon Comba (Spain)



- 17.00 Refining the Diagnosis of Pancreatic Lesions
Jaroslava Dušková (Czech Republic), Tomáš Krechler (Czech Republic) and Pavel Hrabák (Czech Republic)
- 17.15 Atypical urothelial cells within the Paris system for reporting urinary cytology
Rosario Granados (Spain)



MICROSCOPY HALL

Tuesday June 25th

15.30 – 17.30

Workshop Liver and Pancreas

*Chairmen: Tajana Toos-Veic (Croatia) and
Bisharah Soudah (Germany)*



MICROSCOPY HALL

Tuesday June 25th

17.30 – 19.00

Workshop Lymph node

Chairman: Immacolata Cozzolino (Italy) and Pio Zeppa (Italy)



ECC 2024
45th European Congress
of Cytology

Cytopathology
The clinical
interface

Leipzig
23-26 June



Scientific Program

Wednesday June 26th



ROOM 1

Wednesday June 26th

8.30 – 10.00

Symposium Molecular Cytology

*Chairmen: Giancarlo Troncone (Italy) and
Maria D. Lozano (Spain)*

- 8.30 Lung cancer and small tissue samples
Pasquale Pisapia (Italy)
- 8.45 Case lung
Allan Argueta (Spain)
- 8.55 Question time topic/case
- 9.00 Liquid biopsy
Umberto Malapelle (Italy)
- 9.15 Case liquid biopsy
Spasenija Savic Prince (Switzerland) and Ilaria Alborelli (Switzerland)
- 9.25 Question time topic/case
- 9.30 Salvaging the supernatant
Sinchita Roy-Chowdhuri (USA)
- 9.45 Case supernatant
Caterina De Luca (Italy) and Miguel Angel Molina-Vila (Spain)
- 9.55 Question time topic/case



ROOM 2

Wednesday June 26th

8.30 – 10.00 Symposium Breast

Interventional Breast Cytopathology

Chairmen: Torill Sauer (Norway) and Philippe Vielh (France)

- 8.30 Croatian experience
Iva Bobuš Kelčec (Croatia)
- 8.45 US experience
Elena Brachtel (USA)
- 9.00 Turkey experience
Nadir Paksoy (Turkey)
- 9.15 Italian experience
Maurizio Pinamonti (Italy)
- 9.30 French experience
Voichita Suci (France)
- 9.45 Discussion
Philippe Vielh (France)



ROOM 3

Wednesday June 26th

8.30 – 10.00 **Slide Seminar Lung**
Rare tumors and unusual findings in the lung
*Chairmen: Marianne Engels (Germany) and
Longwen Chen (USA)*

- 8.30 Case 1
Zahra Maleki (USA)
- 8.46 Case 2
Yukitoshi Satoh (Japan)
- 9.02 Case 3
Maria D. Lozano (Spain)
- 9.18 Case 4
Kelsey McHugh (USA)
- 9.34 Case 5
Pinar Firat (Turkey)
- 9.50 Discussion



ROOM 4

Wednesday June 26th

8.30 – 10.00

Slide Seminar Thyroid – Salivary glands

*Chairmen: Sule Canberk Schmitt (Portugal) and
Jerzy Klijanienko (France)*

8.30

Introduction

Sule Canberk Schmitt (Portugal) and Jerzy Klijanienko (France)

8.35

Thyroid Glands

Case 1

Camille Brochard (France)

Case 2

Elena Vigliar (Italy)

Case 3

Sule Canberk Schmitt (Portugal)

9.15

Salivary glands

Case 1

Rita Luis (Portugal)

Case 2

Adam Kowalewski (Poland)

Case 3

Jerzy Klijanienko (France)

9.55

Discussion

Sule Canberk Schmitt (Portugal) and Jerzy Klijanienko (France)



ROOM 5

Wednesday June 26th

8.30 – 10.00 Slide Seminar Lymph node

Lymph Node Cytology: Common and unusual differential diagnoses, and how to get there

*Chairmen: Tajana Toos-Veic (Croatia) and
Beata Bode-Lesniewska (Switzerland)*

Case 1

Tajana Toos-Veic (Croatia)

Case 2

Maria Calaminici (UK)

Case 3

Mats Ehinger (Sweden)

Case 4

Alessandro Caputo (Italy)

Case 5

Paco Solano (Spain)

Case 6

*Beata Bode-Lesniewska (Switzerland) and
Daniela Lenggenhager (Switzerland)*



ROOM 6

Wednesday June 26th

8.30 – 10.00

Symposium EFCS Scientific Projects

*Chairmen: Danijela Vrdoljak-Mozetič (Croatia) and
Ivana Kholová (Finland)*

- 8.30 Cervical cancer screening in Europe: results from EFCS survey
Claire Bourgain (Belgium)
- 8.50 Future of cell blocks in a modern cytology practice
Irena Srebotnik Kirbiš (Slovenia)
- 9.10 European interventional cytopathologist: EFCS survey results
Esther Diana Rossi (Italy)
- 9.30 How young generation diagnose ASC-US
Pawel Gajdzis (Poland)
- 9.50 Discussion





MICROSCOPY HALL

Wednesday June 26th

8.30 – 10.00

Workshop Anal Cytology

Chairmen: Ondrej Ondič (Czech Republic) and Romyana Todorova (Germany)

- 8.30 Short introduction and slide presentation on anal cytology
Romyana Todorova (Germany)
- 8.35 Microscopy with provided slides (circulating)
Ondrej Ondič (Czech Republic)
Romyana Todorova (Germany)
Alexandra Corominas (Germany)
- 9.55 Closing remarks “take home message”
Ondrej Ondič (Czech Republic)



ROOM 1

Wednesday June 26th

10.30 – 12.30 **Symposium Molecular Cytology 2**
*Chairmen: Sinchita Roy-Chowdhuri (USA) and
Claudio Bellevicine (Italy)*

- 10.30 Molecular tests and TBSRTC 2023
Michiya Nishino (USA)
- 10.55 Case thyroid
Ricela Silva (Portugal)
- 11.05 Question time topic/case
- 11.10 Molecular testing and ancillary studies in salivary gland cytopathology
Zahra Maleki (USA)
- 11.35 Case salivary
Anna Maria Carillo (Italy)
- 11.45 Question time topic/case
- 11.50 New perspectives in lymph node molecular cytopathology
Pio Zeppa (Italy)
- 12.15 Case lymphnode
Gloria Sura (USA)
- 12.25 Question time topic/case



ROOM 2

Wednesday June 26th

10.30 – 12.30 **Symposium LIVE: ROSE, ROLE**
Chairmen: Lutz Welker (Germany) and Uta Wülfing (Germany)

- 10.30 ROSE/ROLE - Clinical endoscopic procedures and their influence on oncological therapy
Birgit Hantzsch-Kuhn (Germany)
- 10.55 Live call to Großhansdorf to the endoscopy department, possibly in addition or alternatively selected cases.
Birgit Hantzsch-Kuhn (Germany)
- 11.20 ROSE/ROLE - Challenges and limitations from a cytological perspective
Lutz Welker (Germany)
- 11.45 ROSE- the view of the bronchoscopist
Uta Wülfing (Germany)
- 12.10 Case report: Live demonstration from the Hospital St. Elisabeth and St. Barbara Halle/S
Maximilian Breyer (Germany)
- 12.20 Case report: Live demonstration from the Hospital St. Elisabeth and St. Barbara Halle/S.
Erik Stuckenberg (Germany)



ROOM 4

Wednesday June 26th

10.30 – 12.30 Symposium FNA

Chairmen: Ralf Heine (Germany) and Pio Zeppa (Italy)

- 10.30 FNA of intrathoracal lesions- clinical aspects, techniques and selected cytological findings
Ralf Heine (Germany)
- 10.54 Combined fine needle aspiration cytology and core needle biopsy in the same setting
Pio Zeppa (Italy)
- 11.18 Intraoperative rapid cytology (Imprints and FNA)
Susanne Riha (Germany)
- 11.42 FNA of lesions in liver and pancreas
Birgit Weynand (Belgium)
- 12.06 FNA of lymph nodes
Immacolata Cozzolino (Italy)



ROOM 5

Wednesday June 26th

10.30 – 12.30 **Slide Seminar Soft Tissue and Breast**
*Chairmen: Pawel Gajdzis (Poland) and
Jerzy Klijanienko (France)*

- 10.30 Case 1 – Breast
Cioly Rivero Colmenarez (Luxembourg)
- 10.45 Case 2 – Soft Tissue
Roque Gabriel Wiseman Pinto (India)
- 11.00 Case 3 – Breast
Wendy Raymond (Australia)
- 11.15 Case 4 – Soft Tissue
Henryk Domanski (Sweden)
- 11.30 Case 5 – Breast
Jan Faryna (Poland)
- 11.45 Case 6 – Soft Tissue
Jan Köster (Sweden)
- 12.00 Case 7 – Breast
Jerzy Klijanienko (France)
- 12.15 Case 8 – Soft Tissue
Pawel Gajdzis (Poland)



MICROSCOPY HALL

Wednesday June 26th

10.30 – 12.30

Workshop Lung 2

**Benign neoplasms, rare tumors, mesenchymal tumors,
metastases**

Chairmen: Herwig Tuppy (Austria) and Hatice Elmas (Germany)



PLENARY HALL

Wednesday June 26th

12.30 – 13.30

Keynote Lecture

Artificial intelligence - Imaging analysis in cytology

Joakim Lindblad (Sweden)



Registration fees


REGISTRATION FEES	Early Bird from November 1st to December 31st 2023	Regular Fee from January 1st to June 22nd 2024	Onsite
Delegate, EFCS member	€ 655,00	€ 715,00	€ 775,00
Delegate non-member	€ 700,00	€ 760,00	€ 820,00
Students and residents	€ 455,00	€ 500,00	€ 670,00
Cytotechnologist	€ 455,00	€ 500,00	€ 670,00
Slide seminars (SL)	€ 100,00	€ 100,00	€ 100,00
Workshop	€ 120,00	€ 120,00	€ 120,00

Registration fee for Delegates and Presenters includes:

- Attendance to all scientific sessions
- Entrance to the exhibition area
- Attendance certificate
- UEMS CME certificate (if all requirements are met)
- Badge and congress kit
- Coffee Breaks and light lunches as per program
- 19% German VAT (tax)



EFCS
European Federation of
Cytology Societies

Deutsche Gesellschaft
für Zytologie 



ECC 2024
45th European Congress
of Cytology
Cytopathology
**The clinical
interface**
Leipzig
23-26 June 2024

Organizing Secretariat



Adria Congrex srl

Via Sassonia, 30 - 47922 Rimini RN

c.imola@adriacongrex.it

www.adriacongrex.it